

Injury and Illness Records – Make the Data Work for You!

PEF Statewide Safety and Health Conference
December 11-13, 2023

1

1

Agenda

- Why Data Analysis?
- Injury and Illness Reporting and Recording Requirements
- Injury and Illness Data Sources
- SH900 Log Data Analysis
- Workers' Compensation Report Analysis
- Agency Specific Data Analysis
- Workers' Compensation and SH900 Data Analysis XL Templates
- Discussion

2

2

Why Injury and Illness Data Analysis?

“Those who cannot remember their past are condemned to repeat it.”
– George Santayana

“Insanity is doing the same thing over and over and expecting different results.” – Albert Einstein

“If the cause of a workplace incident is not addressed, controlling it is still a preventative measure for those it has not yet effected.” – Mark Stipano, CIH, CSP

3

3

Injury and Illness Reporting and Recording Requirements

- All NYS Public Employers are required to keep records of “recordable” workplace injuries and illnesses by 12 NYCRR 800.1
- 801.0 – Purpose ... provides for recordkeeping by public employers ... for developing information regarding the causes and prevention of occupational injuries and illnesses ...
- 801.35(a)(1): The employer must inform each employee of how he or she is to report an injury or illness to the employer ...
- <https://dol.ny.gov/public-employee-safety-health>

4

4

Injury and Illness Data Source SH900

Case No.	Employee Name	Job Title	Date of Injury/Illness	Where the Event Occurred	Injury/Ill Description	Days Lost	Days Restricted	Days Job Transfer	Days Other	Days Total	Days Lost	Days Restricted	Days Job Transfer	Days Other	Days Total
00546413			01/04	OCFP-Goshen Secure Center - Ring 2	During a Restraint and fell down to one knee										
00546390			01/05	OCFP-Goshen Secure Center - Visit area	Chair slipped underneath employee										
00546005			01/05	OCFP-Goshen Secure Center - Ring 6	Residents refused to lock in room and became combative with staff. Injured left knee during restraint										
00546005			01/05	OCFP-Goshen Secure Center - Ring 6	Employee involved in group disturbance on wing 6 was struck in face and fell.										
00546005			01/05	OCFP-Goshen Secure Center - Ring 6	I injured myself restraining a youth.										
00546853			01/09	OCFP-Goshen Secure Center - in dining hall	while during a restraint altercation he became injured while restraining a resident left shoulder and arm										
00546003			01/11	OCFP-Goshen Secure Center - Ring 2	I injured myself restraining a youth.										
00546205			01/12	OCFP-Goshen Secure Center - in the chapel	I injured my back while engaging with an resident										
00546471			01/14	OCFP-Goshen Secure Center - Ring 1	A resident pushed me into the wall causing me to injure my lower back.										

Injury and Illness Data Source SH900.1

STATE OF NEW YORK
DEPARTMENT OF LABOR

Division of Safety and Health
Public Employees Safety and Health
Public Office Building
Building 12, room 106
Albany, NY 12240

SUMMARY OF WORK-RELATED INJURIES AND ILLNESSES
FORM SH-900.1

Calendar Year _____

All establishments covered by PART 801 shall complete this summary annually, even if no occupational injuries or illnesses occurred during the year. Employees, former employees, and their representatives have the right to view this form. They also have limited access to the Log (SH-100) or its equivalent. See 801.10 for information on how to obtain or access previous log forms.

1. ESTABLISHMENT INFORMATION ESTABLISHMENT NAME _____ STREET ADDRESS _____ CITY, STATE, ZIP CODE _____ INDUSTRY DESCRIPTION (as a phrase for the Department) _____ NORTH AMERICAN INDUSTRIAL CLASSIFICATION (SYSTEM ANGLE) _____		2. EMPLOYMENT INFORMATION If you don't have accurate figures, see the instructions on the back of this sheet. AVERAGE NUMBER OF EMPLOYEES _____ TOTAL HOURS WORKED BY ALL EMPLOYEES LAST YEAR _____	
--	--	---	--

Enter the column totals from the Log of Occupational Injuries and Illnesses (SH-100) for each category column below under each the corresponding the column on the Log. If a category has no cases, enter "0".

3. NUMBER OF CASES DEATHS "COL 5" DAYS AWAY FROM WORK "COL 16" JOB TRANSFER "COL 17" OTHER RESTRICTION "COL 18" OTHER RECORDABLE CASES "COL 21"		4. NUMBER OF DAYS AWAY FROM WORK "COL 16" JOB TRANSFER OR RESTRICTION "COL 17" "COL 18"		5. INJURIES AND ILLNESS TYPES INJURIES "COL 1" SKIN DISORDERS "COL 3" RESPIRATORY CONDITIONS "COL 4" POISONINGS "COL 5" HEARING LOSS "COL 6" ALL OTHER ILLNESSES "COL 15"	
---	--	---	--	--	--

6. CERTIFICATION

I certify that I have examined this document and that to the best of my knowledge the entries are true, accurate, and complete.

SIGNATURE _____ TITLE _____
 PRINT NAME _____ DATE _____

SH-900.1 (10-05)

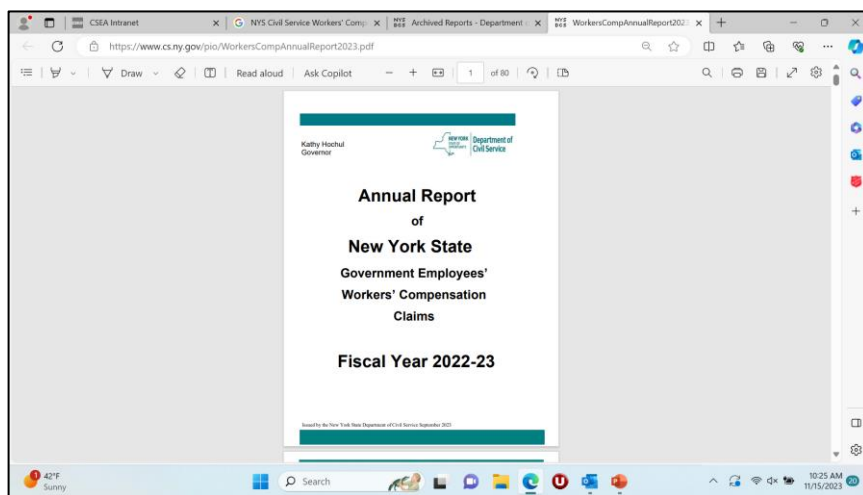
Injury and Illness Data Sources

- Under Section 7 of the Civil Service Law, Chapter 171 of the Laws of 2007, the NYS Civil Service Department is required to create an annual summary report of Workers' Compensation for the NYS Executive Branch Agencies.
- The report is by fiscal year.
- It provides information for agencies with rates 25% above the state average.
- The data in the report comes from the New York State Insurance Fund (NYSIF) and the ARS system.

13

13

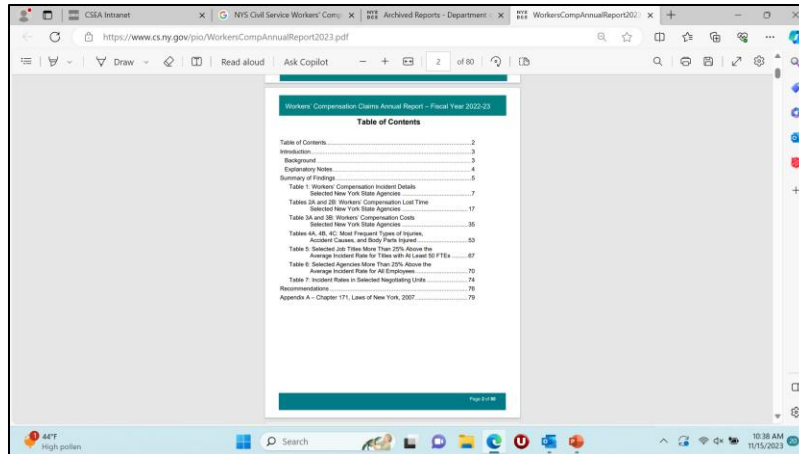
Injury and Illness Data Sources



14

14

Injury and Illness Data Sources



15

15

Injury and Illness Data Sources

- 12 NYCRR 800.6 is the New York State Department of Labor Workplace Violence Prevention regulation.
- Under this regulation all public employers must establish a system to record the workplace violence incidents.
- Those incident reports must be reviewed annually in conjunction with the AERs for their represented employees to identify workplace violence risks and associated control measures.
- Some of these incidents will also be reported on the PESH recordkeeping forms (SH900, 900.1 and 900.2).

16

16

Injury and Illness Data Sources

- Some executive branch agencies collect other data that is related to workplace injuries and illnesses.
- That data may be collected to fulfill other regulatory requirements for that agency.
- Examples include:
 - OMH – Occupational Incident Reporting System (OIRS), Security 250 reports, etc.
 - DOCCS – Unusual Incident Reports (UIRs), Incarcerated Individual Misbehavior Reports, etc.
 - OCFS – Resident Disciplinary Reports.

17

17

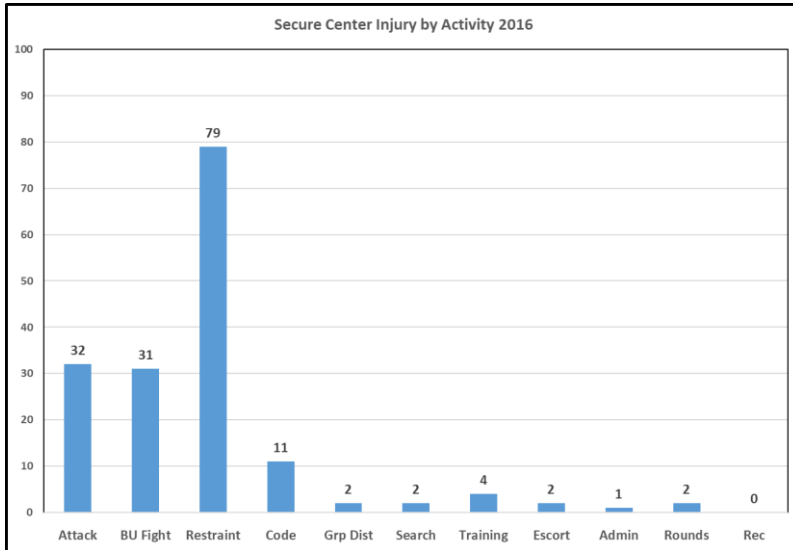
SH900 Log Analysis

Case No	lnj	January	February	March	April	May	June	July	August	September	October	November	December	Monday	Tuesday	Wednesday	Thursday	Friday	Saturday	Sunday	1st Shift 7-3	2nd Shift 3-11	3rd Shift 11-7 AM
1	518197	1	1													1				1			
2	518495	1	1																				
3	519152	1	1																				
4	519258	1	1													1							
5	526275	1			1															1			
6	524415	1			1																		
7	526178	1				1									1								
8	525730	1					1																
9	526389	1						1															
10	526368	1							1												1		
11	526450	1								1													1
12	527048	1									1												
13	527683	1										1											
14	528197	1														1							
15	529754	1																					
16	530668	1																					
17	530572	1																					
18	530477	1																					
19	531806	1																					
20	531948	1																					
21	533256	1																					
22	534648	1																					
23	533754	1																					
24	533899	1																					
25	533899	1																					

18

18

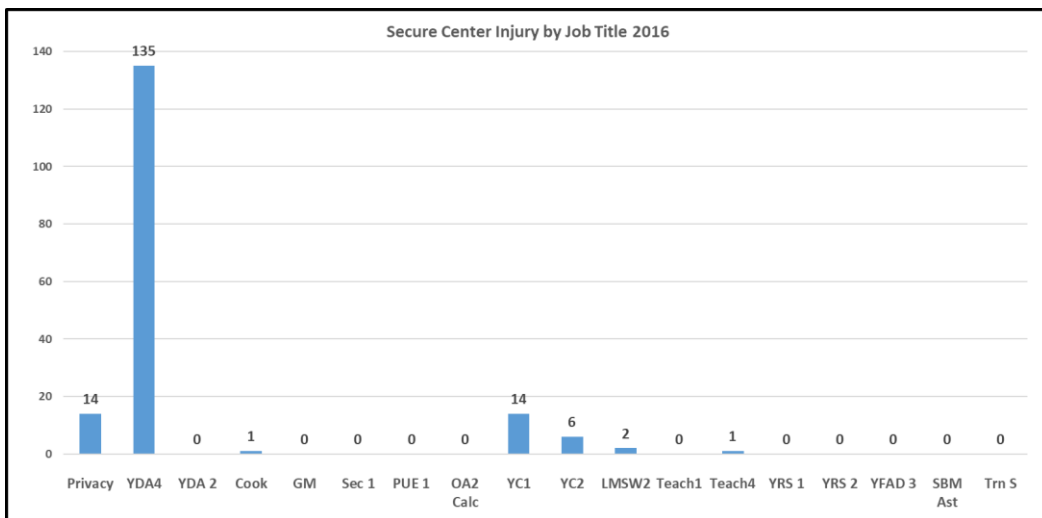
SH900 Log Analysis



19

19

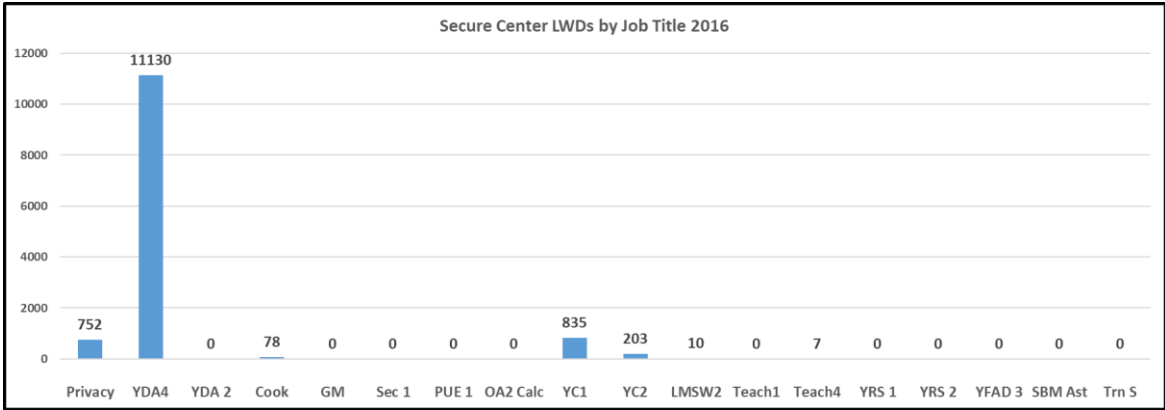
SH900 Log Analysis



20

20

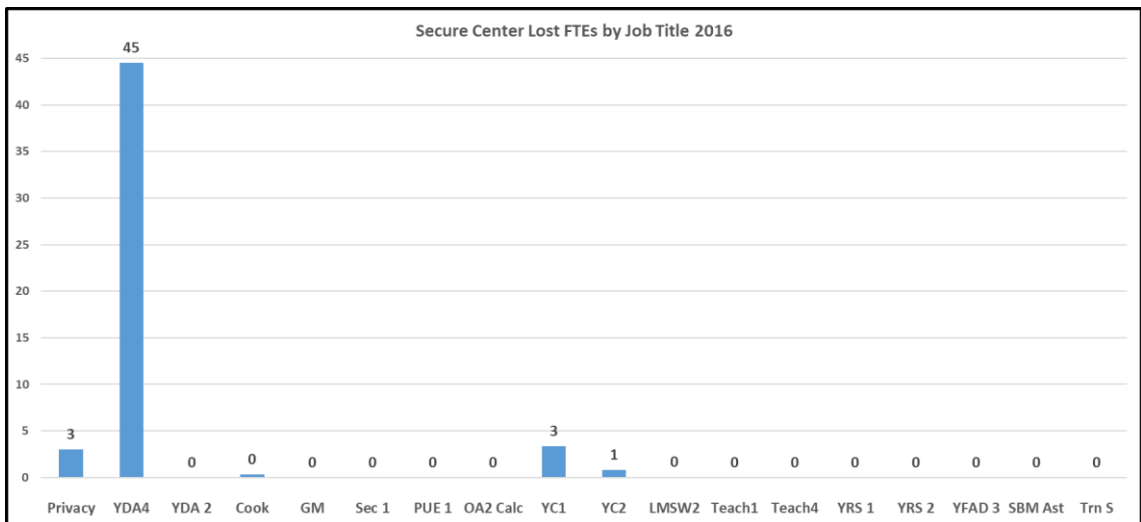
SH900 Log Analysis



21

21

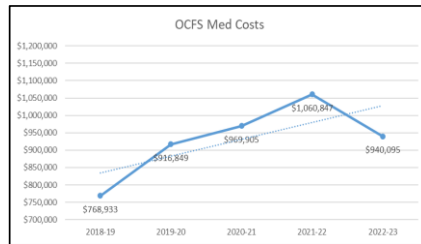
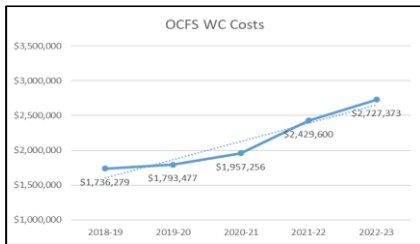
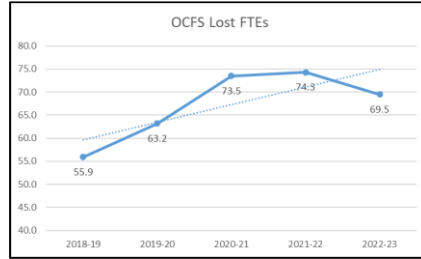
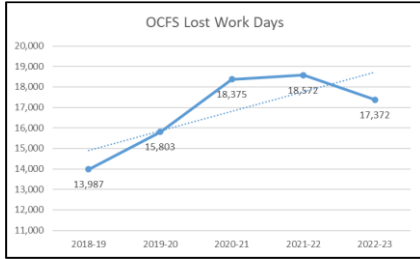
SH900 Log Analysis



22

22

Workers' Compensation Report Analysis

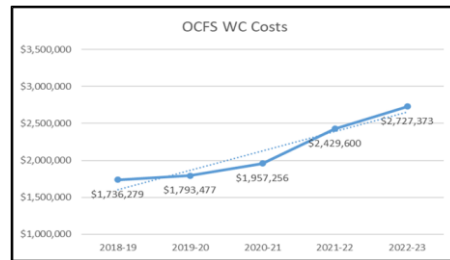
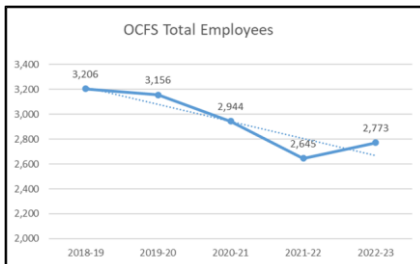


25

25

Workers' Compensation Report Analysis

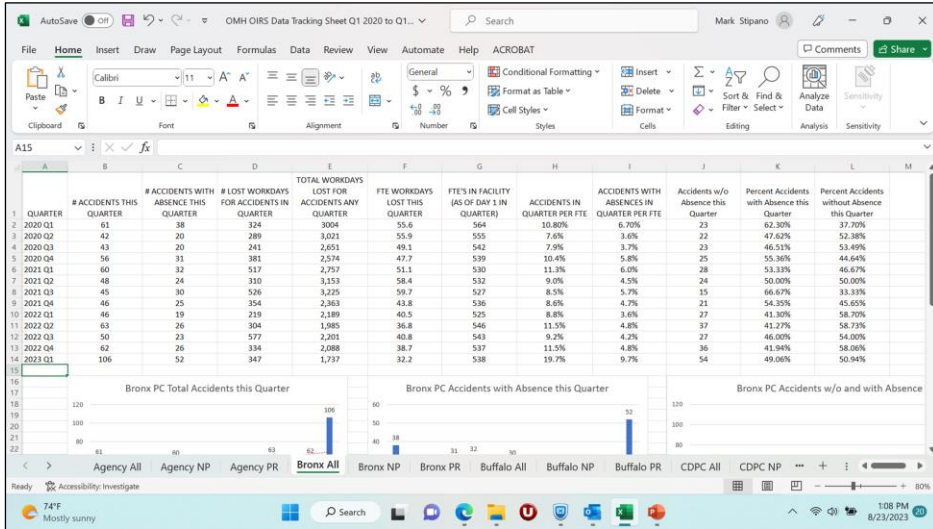
Correlations:	
Employees to Total Incidents:	72.2%
Employees to LT Incidents:	-1.0%
Employees to WC Costs:	-88.1%
Employees to WC Med Costs:	-84.0%
Employees to LDWs	-84.9%
Employees to Lost FTEs	-84.9%



26

26

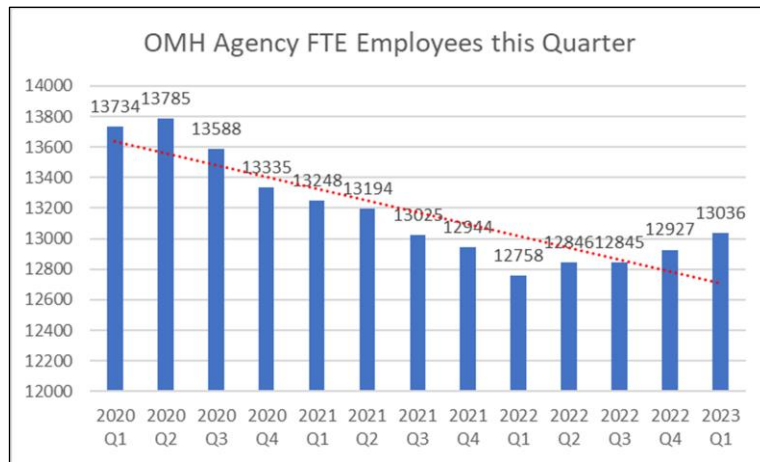
Agency Specific Data Analysis (OMH OIRS)



29

29

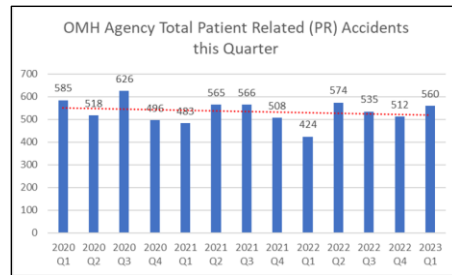
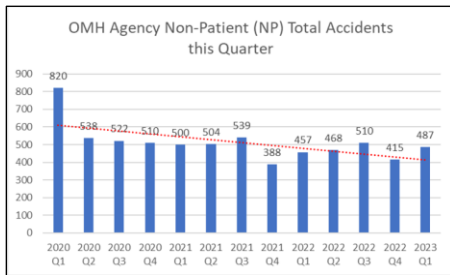
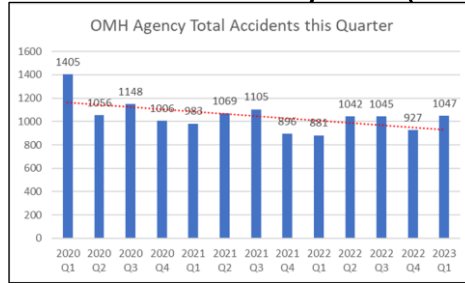
Agency Specific Data Analysis (OMH OIRS)



30

30

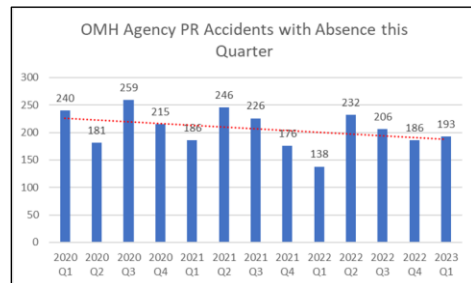
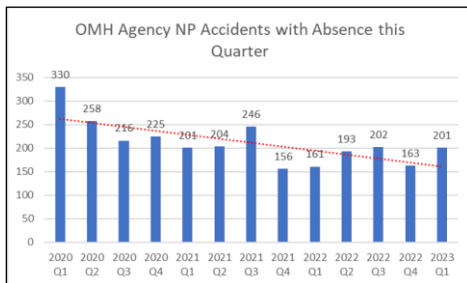
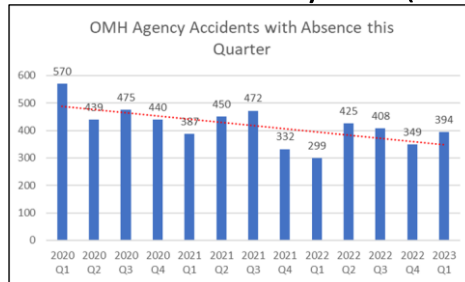
Agency Specific Data Analysis (OMH OIRS)



31

31

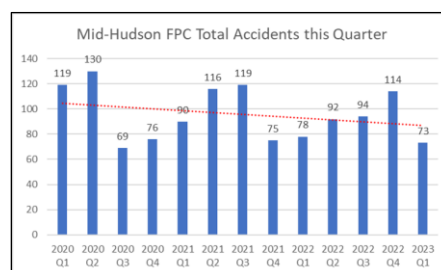
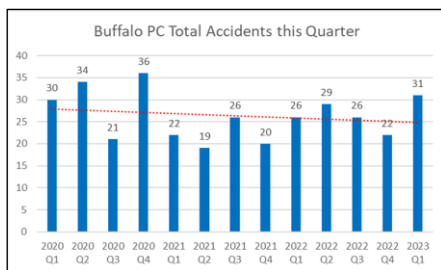
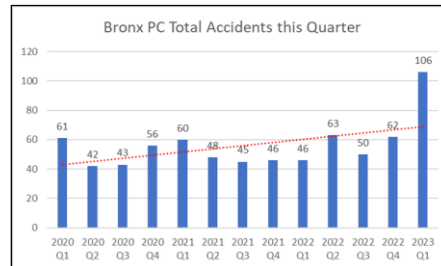
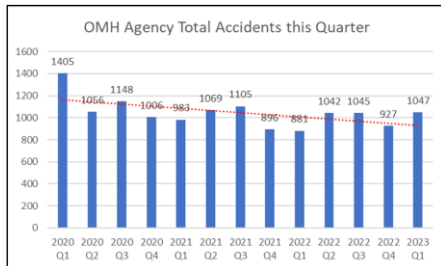
Agency Specific Data Analysis (OMH OIRS)



32

32

Agency Specific Data Analysis (OMH OIRS)



33

33

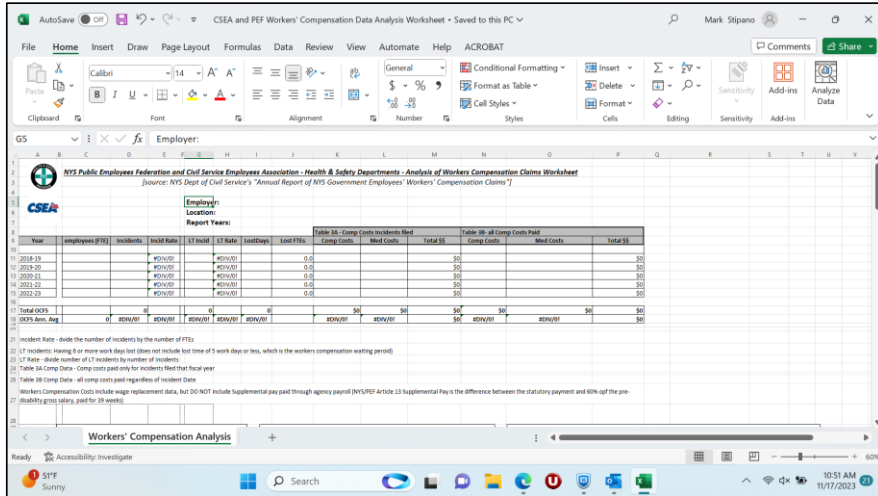
Workers' Compensation Report and SH 900 Log XL Data Analysis Templates

- In your conference information is an XL spreadsheet template that can be used to perform an analysis of workers' compensation data for five years.
- A second XL spreadsheet template that can be used to perform an analysis of SH900 data for up to 25 incidents, 5 work activities, 8 job titles, 10 work areas, 20 body parts and 5 illness types.

34

34

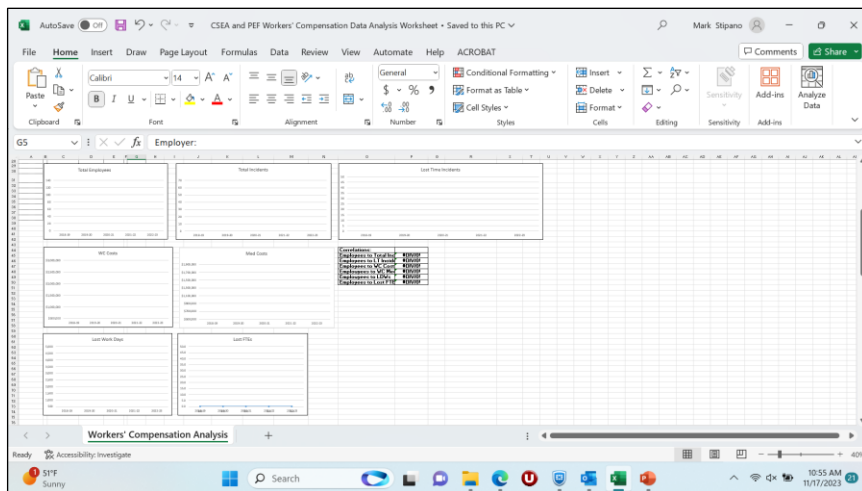
Workers' Compensation Report XL Data Analysis Template



35

35

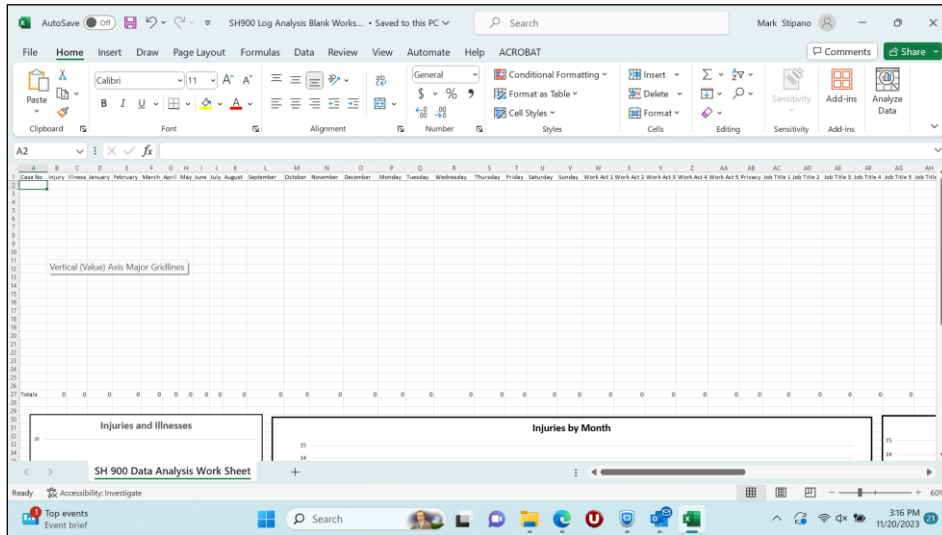
Workers' Compensation Report XL Data Analysis Template



36

36

SH 900 Log XL Data Analysis Template



37

37

Data Analysis Activity

- Add the data analysis activity slides here.

38

38

Discussion

Questions?

39

39